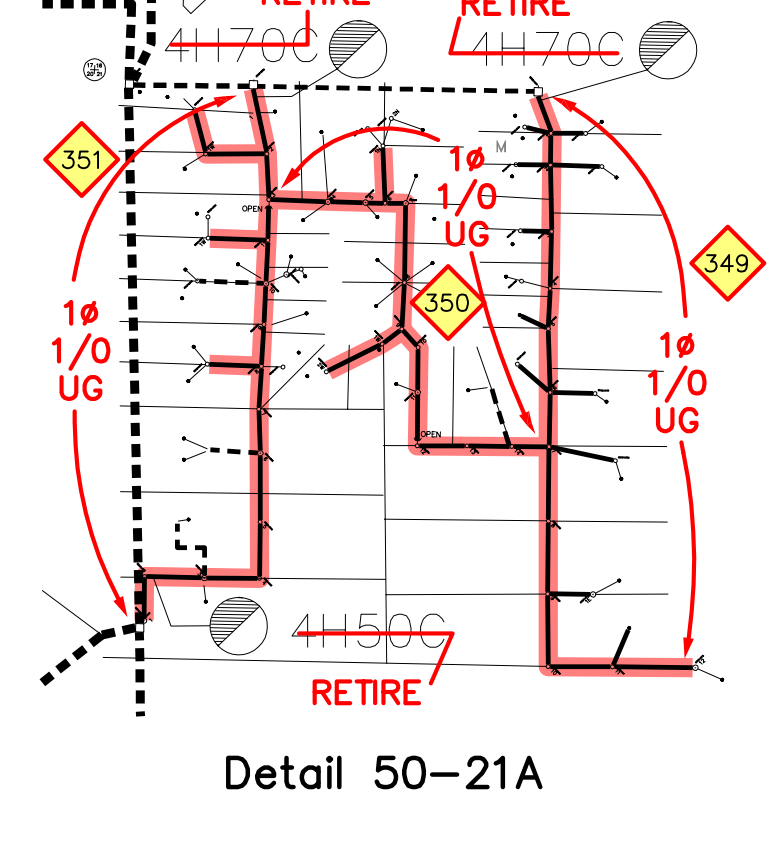
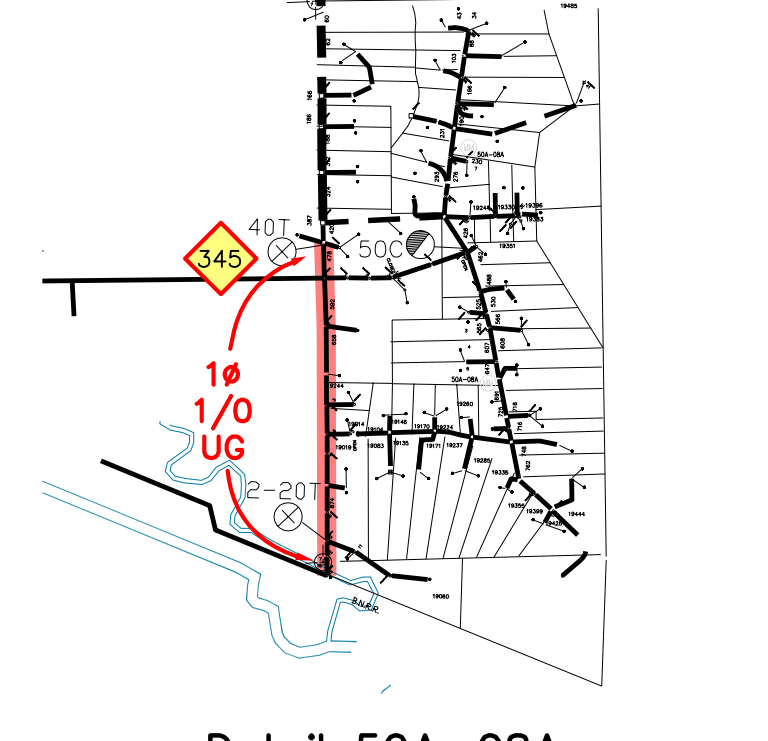
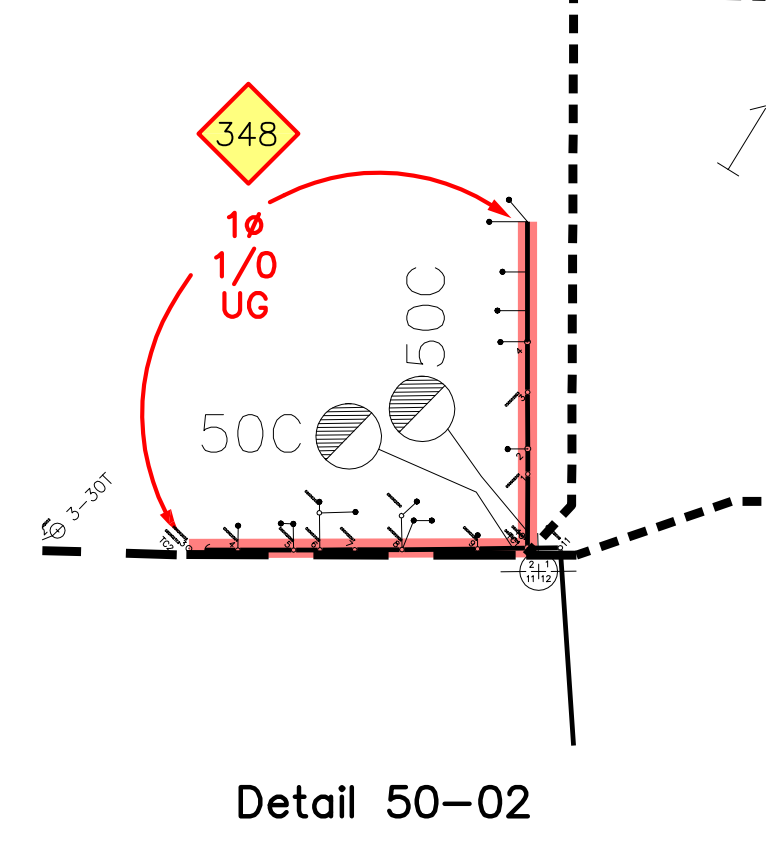
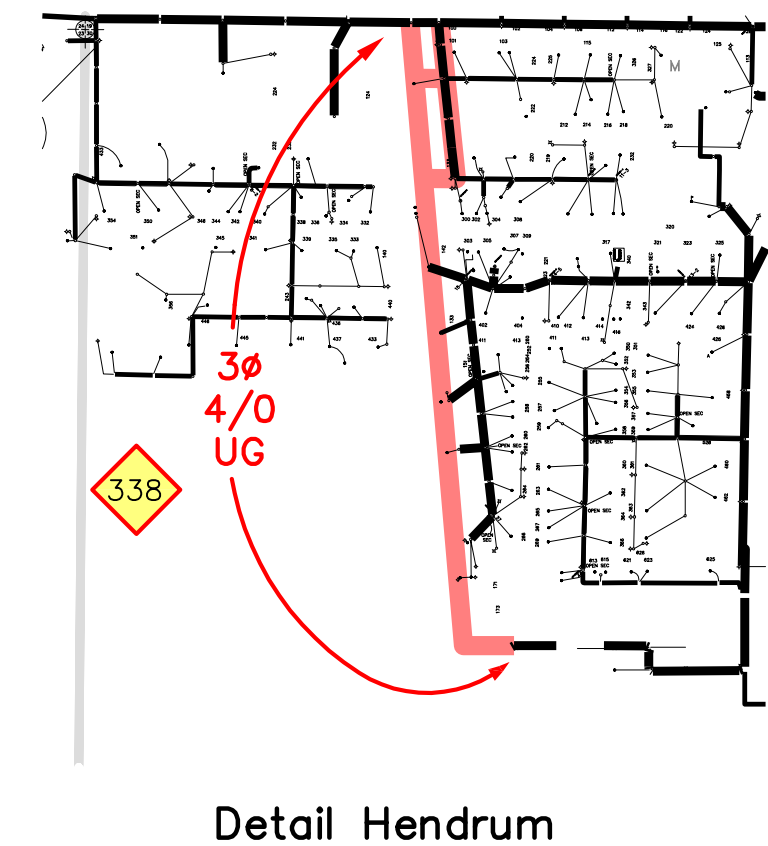


- PROPOSED CONSTRUCTION LEGEND**
- ◆ 300 PROPOSED CONVERSION PROJECT NUMBER
  - ◆ 200 PROPOSED THE LINE PROJECT NUMBER
  - PROPOSED CONSTRUCTION ITEM
  - PROPOSED THE LINE CONSTRUCTION
  - SUBSTATION/CIRCUIT BOUNDARY CHANGE
  - INSTALL OOR AS INDICATED
  - PHASE TAP CHANGE AS INDICATED
  - INSTALL REGULATOR AS INDICATED
  - RETIRE AS INDICATED
- A# 1.3 CALCULATED VOLTAGE DROP  
 B# 1.5 120 VOLT BASE AND PEAK MONTH LOADS  
 C# 1.8 2021 PEAK LOADING  
 L# 1.4 CONSTRUCTION WORK PLAN SYSTEM  
 MILES FROM SUB 0.0000  
 LINE SECTION 520290



- LEGEND**
- ⊠ SUBSTATION
  - ⊠ REGULATOR, APPT AND PHASE
  - ⊠ RECLOSE
  - ⊠ FUSE
  - ⊠ V-MIN MAX METER
  - ⊠ VOLTAGE MONITORING DEVICE
  - ⊠ CROWBAR
  - ⊠ DOWNED LOAD
  - ⊠ CONSUMER
- A PHASE  
 — B PHASE  
 — C PHASE  
 — V PHASE  
 — W PHASE  
 — UPG  
 — UNBUNDLED UPG  
 — SUBSTATION BOUNDARY  
 — FEEDER BOUNDARY  
 — REQUIREMENT CARE FEEDER  
 — FEEDER NUMBER